








Perform Panel Technical information


MANUFACTURER	Nu-Style Products Limited 25 Silverburn Crescent, Bridge of Don Industrial Estate Aberdeen, AB23 8EW Tel: 01224 823000 Fax: 01224 823111 E-mail: info@nu-styleproducts.com www.nu-styleproducts.com								
APPLICATION	Perform panel is designed for internal use, both in wet and dry rooms in commercial, domestic and public areas. It is predominately used in bathrooms, wetrooms, shower enclosures and areas that are exposed to water. It can also be used in several other applications requiring hygienic wall cladding.								
FITTING	Panels can be installed directly onto a concrete wall, plasterboard or over existing tiles. Timber framing may be required to achieve the flat surface required for fitting.								
INSTALLATION	It is essential that any exposed core material on the panels is covered. This is achieved by using aluminium wallboard sections (profiles), which must be sealed before fitting. Any screws used must be counter-sunk anti-corrosive, and panels must be adhered with a high tensile adhesive. All joints, including between panels and profiles must be sealed using sealant Recommended adhesive: Perform Panel Adhesive Recommended sealant: Sealux Panseal Recommended screws: No.6 x 18mm (3/4")								
FINISHES	Perform panel is available in a selection of different finishes, depending on the selected decor. These include gloss, matt and textured finishes.								
SIZE	Perform panel is supplied in an 11mm thickness in three standard sizes: <ul style="list-style-type: none"> • 2400mm x 600mm (580mm working size for Nu-lock) • 2400mm x 900mm (880mm working size for Nu-lock) • 2400mm x 1200mm (1180mm working size for Nu-lock) Perform panel can also be cut to specific sizes to suit the customers' requirements.								
WEIGHT	Perform Panel is supplied in either a moisture resistant MDF or a WBP plywood core. <table border="0" style="width: 100%;"> <tr> <td style="text-align: center;"><u>Plywood – 8 kilos per m2</u></td> <td style="text-align: center;"><u>Moisture resistant MDF – 9 kilos per m2</u></td> </tr> <tr> <td>2400mm x 600mm (12 kg)</td> <td>2400mm x 600mm (13 kg)</td> </tr> <tr> <td>2400mm x 900mm (18 kg)</td> <td>2400mm x 900mm (20 kg)</td> </tr> <tr> <td>2400mm x 1200mm (24 kg)</td> <td>2400mm x 1200mm (26 kg)</td> </tr> </table>	<u>Plywood – 8 kilos per m2</u>	<u>Moisture resistant MDF – 9 kilos per m2</u>	2400mm x 600mm (12 kg)	2400mm x 600mm (13 kg)	2400mm x 900mm (18 kg)	2400mm x 900mm (20 kg)	2400mm x 1200mm (24 kg)	2400mm x 1200mm (26 kg)
<u>Plywood – 8 kilos per m2</u>	<u>Moisture resistant MDF – 9 kilos per m2</u>								
2400mm x 600mm (12 kg)	2400mm x 600mm (13 kg)								
2400mm x 900mm (18 kg)	2400mm x 900mm (20 kg)								
2400mm x 1200mm (24 kg)	2400mm x 1200mm (26 kg)								
STORAGE	Panels should be stored flat, covered and in a dry environment with the decorative surfaces facing each other. Being of timber construction, it is recommended that the panels are acclimatised within the area they are to be fitted for at least 3 days prior to install.								



Perform Panel Technical Information

CLEANING & MAINTENANCE	The laminate surface is best kept clean by using a wet cloth and a mild detergent. On no account should scouring pads and harsh abrasive cleaning agents be used.
-----------------------------------	---

PROFILES 2500mm LONG	Type			
	END CAP		EXTERNAL CORNER	 QUADRANT END CAP 
	INTERNAL CORNER		STRAIGHT JOIN (CONTINUOUS)	
All available in Chrome, White, Black or SAA (satin anodised aluminium) as standard. We also provide a colour match powder coated option.				

	<p>Nu-Lock is a tongue and groove click system providing a subtle, seamless and watertight finish and is an alternative to installing 2 panels with a straight joint profile.</p> <p>Using the latest technology, Nu-Lock provides an easy to install, watertight and cost effective solution.</p> <p>Nu-Lock panels are supplied as standard tongue and grooved edges for an easy click installation system.</p> <p>Accuracy of pattern alignment between panels may vary depending upon the scale of pattern.</p>
---	---

CONSTRUCTION (Core)	<p>Perform panels are manufactured using either a 5-layer plywood core or a moisture resistant mdf. The boards are bonded to HPL (high pressure laminate) to the front face and a backing HPL to reverse. The core is suitable for wetrooms, showers and areas with extremely high humidity.</p> <p>Where the long edges of the panels are supplied with the Nu-lock tongue and groove click system, 7-layer birch plywood is used as the core substrate.</p>
----------------------------	---

CONSTRUCTION (High Pressure Laminate)	<p>Paper forms the basis of high pressure laminates. The paper is impregnated with phenolic and melamine resins, dried and compressed to form a hard wearing, stable coating.</p> <p>The laminate can be bonded to various substances and is resistant to most chemicals.</p>
--	---

TOLERANCES	<table> <tr> <td>Length +/- 1.5mm</td> <td>Width +/- 0.5mm</td> </tr> <tr> <td>Thickness +/- 0.5mm</td> <td>Difference from level +/- 0.2mm</td> </tr> <tr> <td>Curving Convex - 1.00mm</td> <td>Curving Concave - 2mm</td> </tr> </table>	Length +/- 1.5mm	Width +/- 0.5mm	Thickness +/- 0.5mm	Difference from level +/- 0.2mm	Curving Convex - 1.00mm	Curving Concave - 2mm
Length +/- 1.5mm	Width +/- 0.5mm						
Thickness +/- 0.5mm	Difference from level +/- 0.2mm						
Curving Convex - 1.00mm	Curving Concave - 2mm						



Perform Panel Technical information

CUTTING	Perform Panel can easily be cut with either a hand tool or a suitable power tool. If using a handsaw then cut with the decorative side face up, and if using a circular saw then the decorative side should be face down.
GUARANTEE	A 35-year warranty is offered on Perform Panel, on the condition they have been fitted as per our recommendations and our detailed installation guidelines followed.
STOCK	At Nu-Style we hold substantial stock of all panels at our factory in Aberdeen. Delivery time is approximately 72 hours from receipt of order, or product is available from our UK Nationwide Distribution network (please contact the office for further details).